

# FIRST DESTINATION SUCCESS

## NEW TALENT

TOTAL GRADS:

615



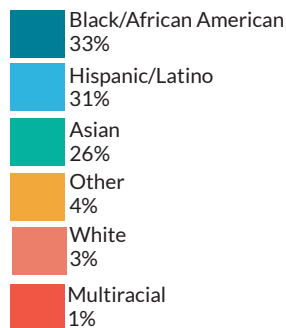
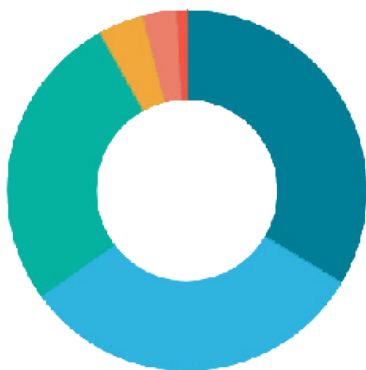
Chicago  
13 graduates



Massachusetts  
378 graduates



New York  
224 graduates



## OUTCOMES



75%

6-Year Graduation  
Rate (Class of 2013)



88%

Employed or Continuing  
Education  
(2018 Graduates)




65%

Employed in Career  
Mobilizing Positions  
(2018 Graduates)

# FIRST DESTINATION IMPACT

## ECONOMIC MOBILITY

On average, Bottom Line grads are earning nearly double their family income in their first job out of college. While proud of this metric, we still have work to do to close the gap between what Bottom Line students earn on average compared to college graduates nationwide.



## EMPLOYMENT INDUSTRIES

### EMPLOYMENT INDUSTRIES AMONG ALUMNI

